

FACTORY POOLS PERTH
BEST PRICES GUARANTEED

WORLD CLASS POOLS **MANUFACTURED BY** WORLD LEADERS



JANUARY 2024



WA'S ONLY SAI GLOBAL CERTIFIED POOL COMPANY



WELCOME TO **FACTORY POOLS PERTH**

Factory Pools Perth is the newest member of the Barrier Reef Group.

Our company has been established to provide quality fibreglass swimming pools at an affordable price for Western Australian families. We are industry leaders in swimming pool technology and innovation, including our own Advanced Pool Colour Technology and our patent pending Advanced Kevlar Coping System. We offer a variety of new, modern and contemporary pool designs ranging from small to large pools, as well as spa and wader combinations. Boasting a lifetime structural and surface guarantee, our pools are locally manufactured in our Eco friendly new state of the art Forrestdale facility in WA.

MANUFACTURING FACILITIES IN FORRESTDALE, BRISBANE AND SOUTH CAROLINA USA



SOUTH CAROLINA USA



FORRESTDALE



BRISBANE



OUR PROMISE TO YOU.
TO SUPPLY A WORLD CLASS POOL
AT AN AFFORDABLE PRICE.



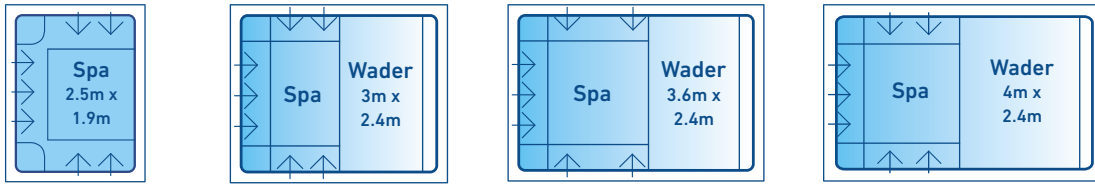
Australian Standard
AS 1838: 2021
Lic: SMK41178
SAI GLOBAL



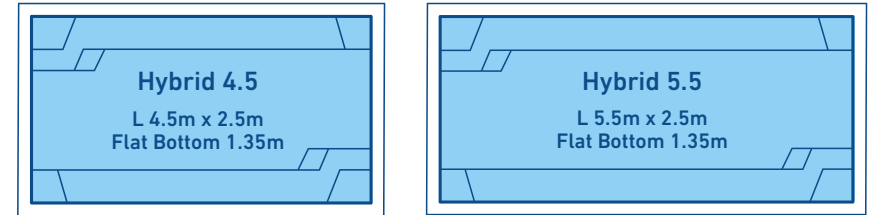
ADVANCED
POOL COLOUR TECHNOLOGY
LIFETIME INTERIOR SURFACE GUARANTEE[®]
OPTIONAL



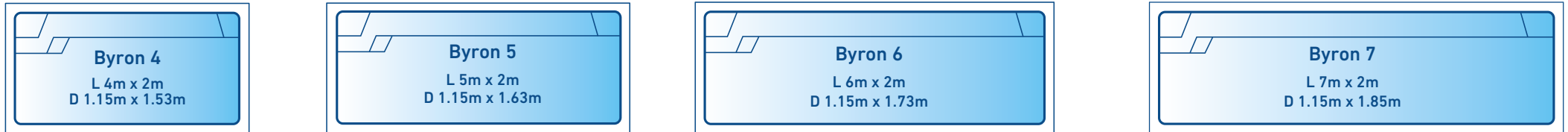
SPA & SPA WADER SERIES



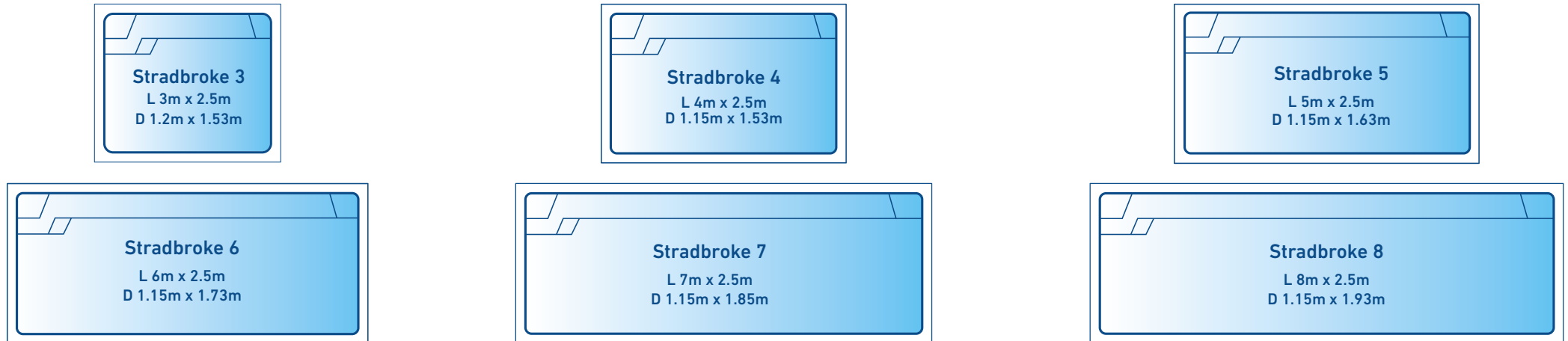
HYBRID SERIES - 2.5M WIDE



BYRON SERIES - 2M WIDE



STRADBROKE SERIES - 2.5M WIDE

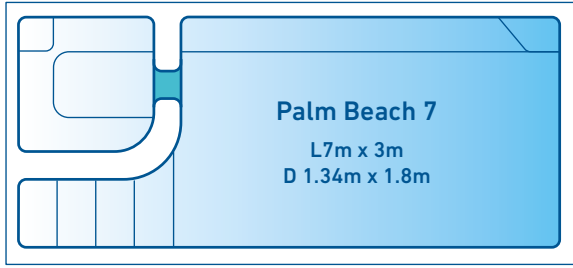
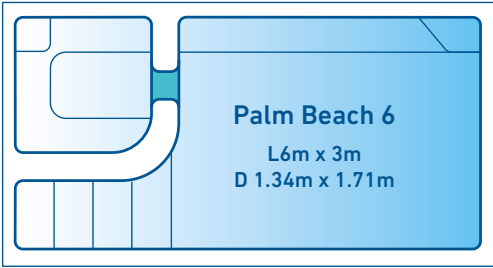
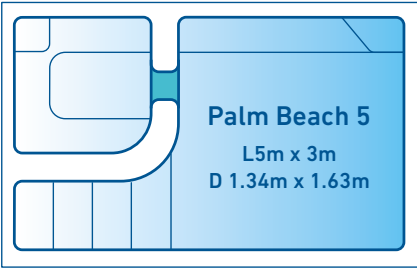


PRESTON SERIES - 2.5M WIDE

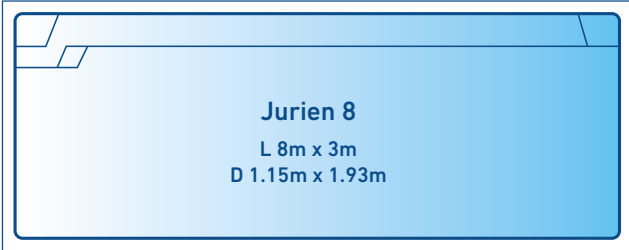
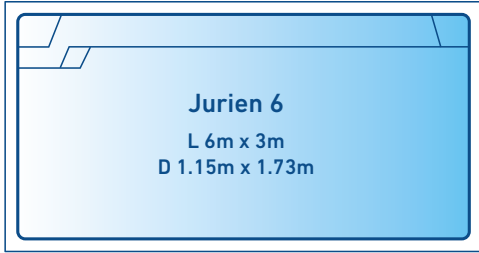
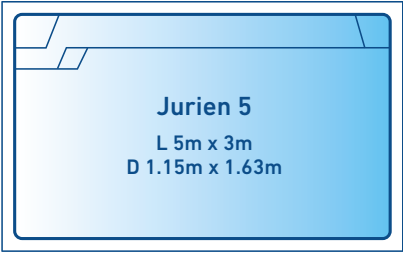
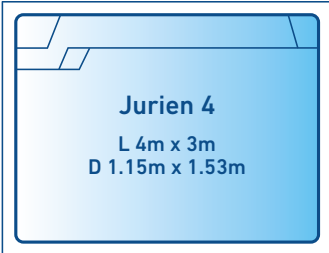


SELECT FROM WA'S LARGEST RANGE OF FIBREGLASS POOLS

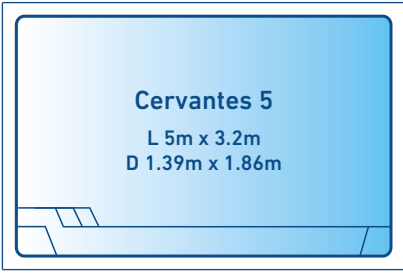
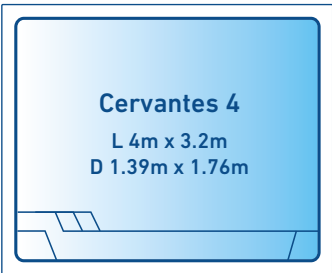
PALM BEACH SERIES - 3M WIDE



JURIEN SERIES - 3M WIDE



CERVANTES SERIES - 3.2M WIDE



HORIZON SERIES - 3.6M WIDE

Horizon 4.5

L 4.5m x 3.6m
D 1.2m x 1.6m

Horizon 5.5

L 5.5m x 3.6m
D 1.2m x 1.7m

Horizon 6.5

L 6.5m x 3.6m
D 1.2m x 1.8m

Horizon 7.5

L 7.5m x 3.6m
D 1.2m x 1.9m

COTTESLOE SERIES - 4M WIDE

Cottesloe 5

L 5m x 4m
D 1.1m x 1.8m

Cottesloe 6

L 6m x 4m
D 1.1m x 1.9m

Cottesloe 7

L 7m x 4m
D 1m x 1.9m

Cottesloe 8

L 8m x 4m
D 1m x 2m

HAMPTON SERIES - 4M WIDE

Hampton 5

L 5m x 4m
D 1.25m x 1.73m

Hampton 6

L 6m x 4m
D 1.15m x 1.73m

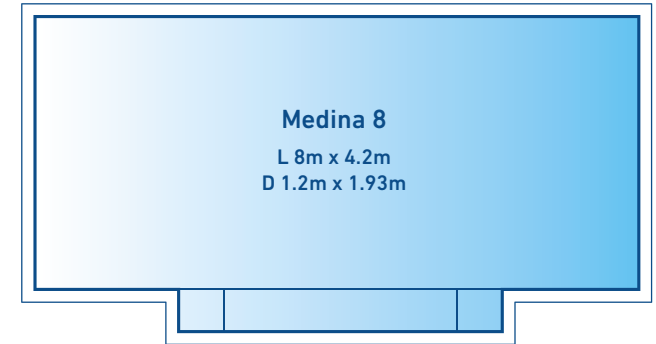
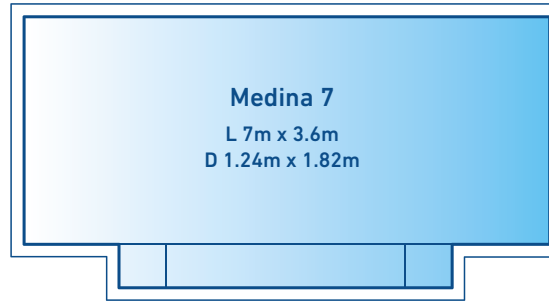
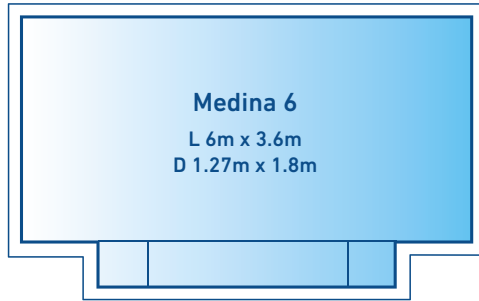
Hampton 7

L 7m x 4m
D 1.15m x 1.85m

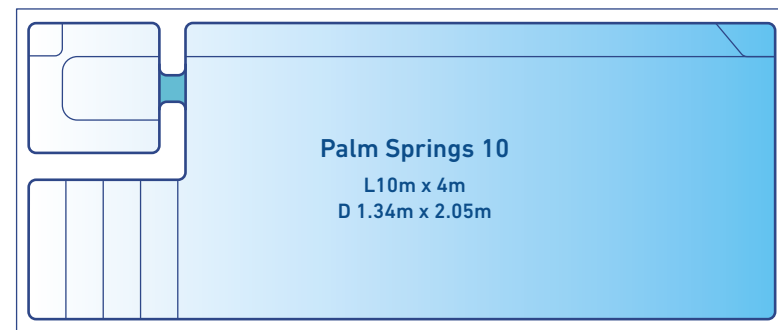
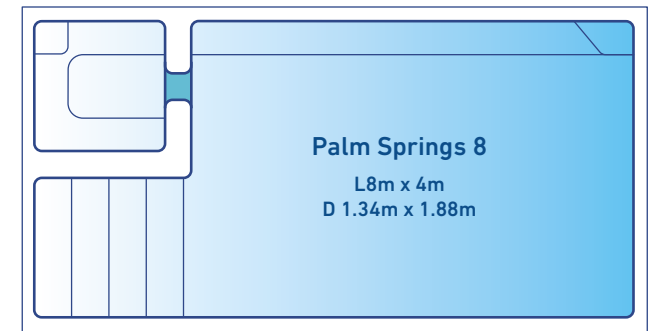
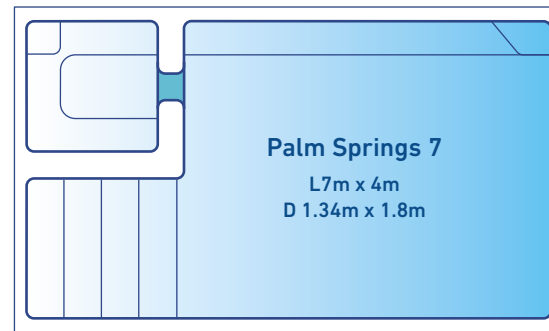
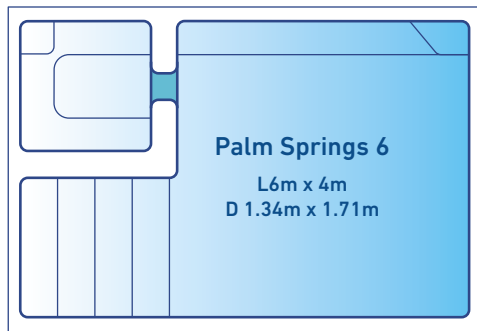
Hampton 8

L 8m x 4m
D 1.15m x 1.93m

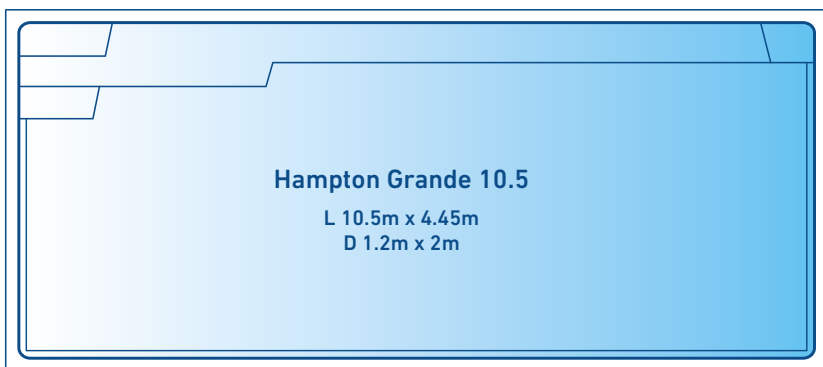
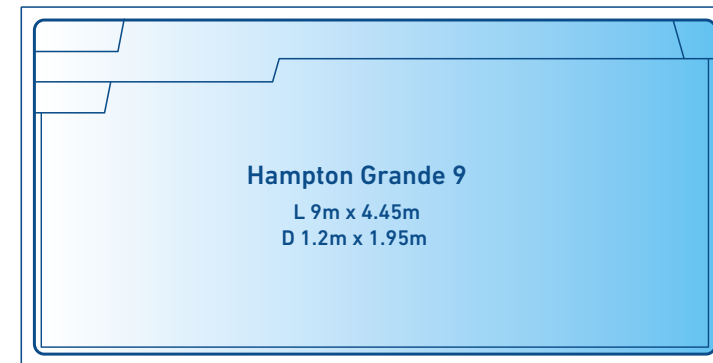
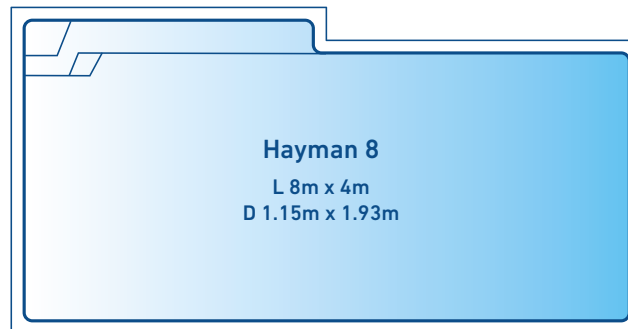
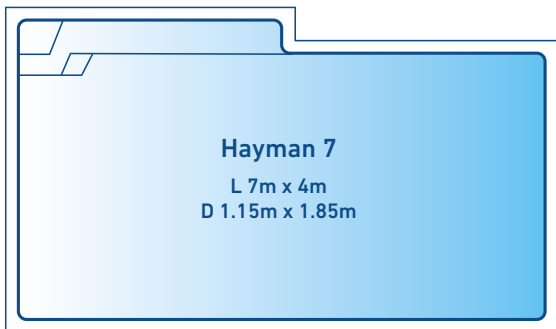
MEDINA SERIES - 3.6M - 4.2M WIDE



PALM SPRINGS SERIES - 4M WIDE



HAYMAN & HAMPTON GRANDE SERIES - 4M - 4.45M WIDE



POOL & SPA COMBINATIONS

STRADBROKE POOL & SPA

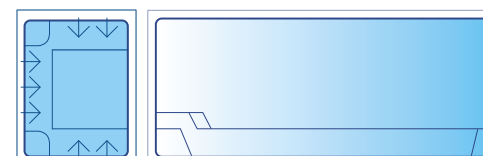


AVAILABLE SIZES

OVERALL LENGTH	WIDTH	SHALLOW END	DEEP END
5.5m	2.5m	1.2m	1.53m
6.5m	2.5m	1.15m	1.53m
7.5m	2.5m	1.15m	1.63m
8.5m	2.5m	1.15m	1.73m
9.5m	2.5m	1.15m	1.85m
10.5m	2.5m	1.15m	1.93m

Please Note: Sizes are approximate indications only and include 600mm gap between pool and spa

PRESTON POOL & SPA



AVAILABLE SIZES

OVERALL LENGTH	WIDTH	SHALLOW END	DEEP END
7m	2.5m	1.2m	1.6m
8m	2.5m	1.2m	1.7m
9m	2.5m	1.2m	1.8m
10m	2.5m	1.2m	1.9m

Please Note: Sizes are approximate indications only and include 600mm gap between pool and spa

POOL & SPA WADER COMBINATIONS

JURIEN POOL & SPA WADER

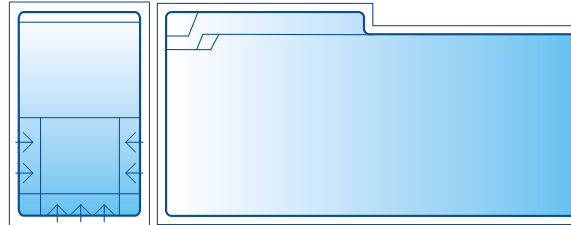


AVAILABLE SIZES

OVERALL LENGTH	WIDTH	SHALLOW END	DEEP END
7m	3m	1.15m	1.53m
8m	3m	1.15m	1.63m
9m	3m	1.15m	1.73m
10m	3m	1.15m	1.85m
11m	3m	1.15m	1.93m

Please Note: Sizes are approximate indications only and include 600mm gap between pool and spa

HAYMAN POOL & SPA WADER

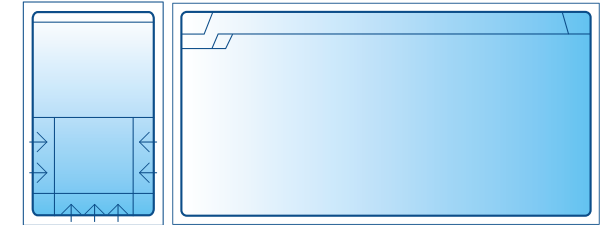


AVAILABLE SIZES

OVERALL LENGTH	WIDTH	SHALLOW END	DEEP END
10m	4m	1.15m	1.85m
11m	4m	1.15m	1.93m

Please Note: Sizes are approximate indications only and include 600mm gap between pool and spa

HAMPTON POOL & SPA WADER

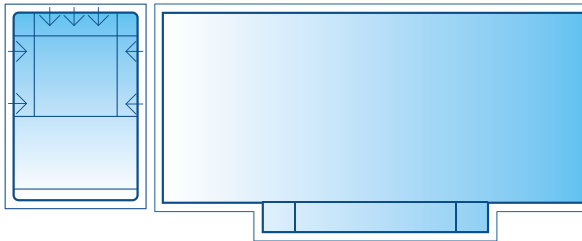


AVAILABLE SIZES

OVERALL LENGTH	WIDTH	SHALLOW END	DEEP END
8m	4m	1.15m	1.73m
9m	4m	1.15m	1.73m
10m	4m	1.15m	1.85m
11m	4m	1.15m	1.93m

Please Note: Sizes are approximate indications only and include 600mm gap between pool and spa

MEDINA POOL & SPA WADER



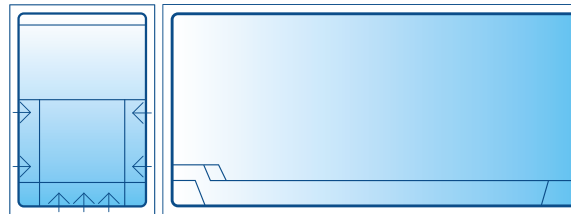
AVAILABLE SIZES

OVERALL LENGTH	WIDTH	SHALLOW END	DEEP END
9m	3.6m	1.27m	1.8m
10m	3.6m	1.24m	1.82m
11m	4.2m	1.2m	1.93m

Please Note: Sizes are approximate indications only and include 600mm gap between pool and spa

Please Note: spa wader size for 9m & 10m is 2.4m x 3m
spa wader size for 11m is 2.4m x 3.6m

HORIZON POOL & SPA WADER

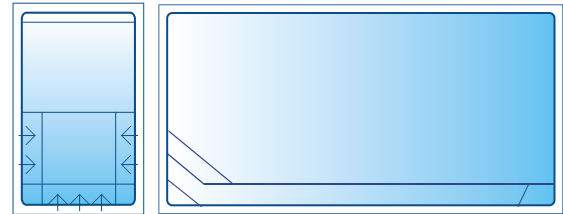


AVAILABLE SIZES

OVERALL LENGTH	WIDTH	SHALLOW END	DEEP END
7.5m	3.6m	1.2m	1.6m
8.5m	3.6m	1.2m	1.7m
9.5m	3.6m	1.2m	1.8m
10.5m	3.6m	1.2m	1.9m

Please Note: Sizes are approximate indications only and include 600mm gap between pool and spa

COTTESLOE POOL & SPA WADER



AVAILABLE SIZES

OVERALL LENGTH	WIDTH	SHALLOW END	DEEP END
8m	4m	1.1m	1.8m
9m	4m	1.1m	1.9m
10m	4m	1m	1.9m
11m	4m	1m	2m

Please Note: Sizes are approximate indications only and include 600mm gap between pool and spa

7 LAYERS OF QUALITY & STRENGTH

LAYER 1 INTERIOR SURFACE FINISH

Advanced Pool Colour Technology gelcoat with a Lifetime Interior Surface Guarantee that is UV and chemical resistant using the best colour technology currently available.

LAYER 2 ANTI-CORROSION BARRIER

Highest quality Vinyl Ester resin layer, providing excellent bonding to Advanced Pool Colour Technology as well as superior chemical and water resistance for the highest protection.

LAYER 3 FIRST STRUCTURAL LAYER AND ADDITIONAL CHEMICAL RESISTANT LAYER

Additional layer of the highest quality Vinyl Ester resin combined with JUSHI E6-CR glass fibre to further increase corrosion resistance and strength to the laminate.

LAYER 4 KEVLAR COPING SYSTEM LAYER

Consists of our World first patent pending Advanced Kevlar® Coping System combined with a third layer of the highest quality Vinyl Ester resin. "5 times stronger than steel".

LAYER 5 SECOND STRUCTURAL LAYER

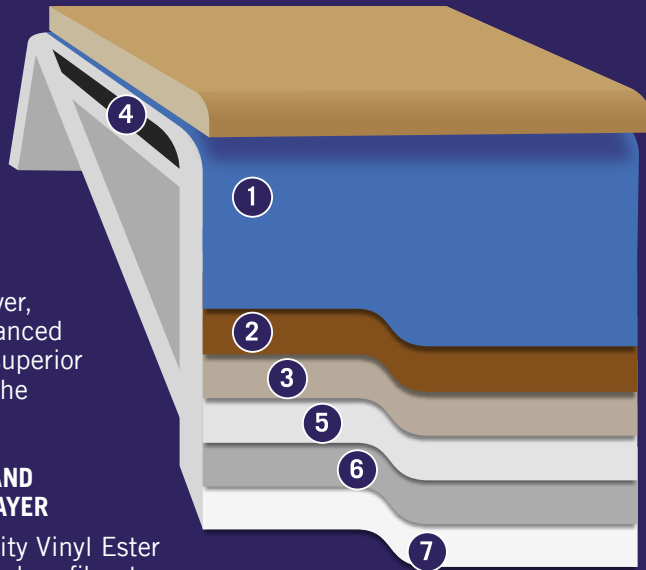
Consists of high quality Polyester resin and JUSHI E6-CR glass fibre with additional structural enhanced properties. No fillers used.

LAYER 6 REINFORCEMENT LAYER

Additional layer of high quality Polyester resin and JUSHI E6-CR glass fibre with additional structural enhanced properties added to the reinforcement structures on the pool shell. No fillers used.

LAYER 7 OUTER SEALER COAT

Glossy finish coat with a high quality waxed Polyester resin to protect the pool layers.



ADVANCED POOL COLOUR TECHNOLOGY VERSUS STANDARD POOL FINISH

- Gelcoat that is manufactured by an Internationally ISO 9001 company
- Gelcoat has been designed to withstand harsh Australian weather conditions
- Best Pigment technology currently available
- Superior UV weathering performance
- Superior Chemical resistance e.g Chlorine and Acid found in swimming pools
- Superb water resistance
- Highest resistance to osmotic blistering
- Tough, long-lasting and durable surface with gloss retention
- Lifetime Interior surface Guarantee

GELCOAT AND RESIN TECHNOLOGY

Factory Pools Perth sources our Advanced Pool Colour Technology "Gelcoat" from a Global Industry leader in Gelcoat and Resin technology who has been supplying to the swimming pool industry for over 20 years. This innovative Gelcoat and Resin technology can be found in products such as cars, planes, boats, bridges and now in our very own world class pools to ensure superior interior surface performance. Advanced Pool Colour Technology "Gelcoat" uses the best performing pigment technology currently available. At Factory Pools Perth we include our Advanced Pool Colour Technology standard with all pool packages ensuring all our customers get the best pool finish available.

VINYL ESTER RESIN

is the highest quality resin available for swimming pools with excellent resistance to osmosis, heat, corrosion and water damage. Vinyl Ester resin is twice the price of alternative resin types. Factory Pools Perth uses three layers of Vinyl Ester resin in the manufacturing of our pools, ensuring a longer lasting pool with increased strength and protection.

Benefits of Vinyl Ester Resin "Making your pool last longer"

- Higher resistance to water penetration and damage (Osmosis)
- Higher resistance to heat
- Higher resistance from corrosion
- Improved strength properties

JUSHI E6-CR GLASS FIBRE

Is a High-performance environment-friendly glass fibre that replaces mainstream E glass fibre. JUSHI E6-CR is a new E-glass fibre with enhanced properties. It combines all the benefits of E-glass fibre with technical breakthroughs in strength, modulus, temperature resistance and acid corrosion resistance, thus meeting the requirements of the most demanding applications.

Compared with traditional E-glass fibre, JUSHI E6-CR offers the following unique benefits:

- Higher tensile strength
- Higher temperature endurance
- Higher corrosion resistance
- Higher softening temperature
- Superior mechanical properties
- Excellent environment durability

Note Factory Pools Perth do not use fillers "Modulus" or alternative Vinyl Ester Resin replacements to save costs.

Factory Pools Perth manufactures to surpass Australian standards AS/NZS 1838-2021, leading the swimming pool industry with innovation that's unrivaled, only using the best materials available. Our pools come with an Advanced Pool Colour Technology and Advanced Kevlar® Coping System both with a Lifetime Guarantee.



Australian Standard
AS 1838: 2021
Lic: SMK41178
SAI GLOBAL



WHAT DOES THE AUSTRALIAN STANDARDS 5 TICK CERTIFIED PRODUCT MEAN TO YOU?

Factory Pools Perth set the benchmark around the World for best practices in Manufacturing the highest quality fibreglass pools. There is no better way to prove this than by obtaining the prestigious Australian standards five tick product Certification.

To gain this certification we had to apply to Sai Global who is the Australian Standard Approval Authority. Their approval process is extremely involved and they assessed all sections of our fibreglass pool manufacturing process and procedures.

All materials supplied are rigidly controlled to meet performance specifications. There are no exceptions. This applies to gelcoat, resins, glass reinforcing materials, additional fixtures and fittings. All these materials are Lloyds of London/DNV approved products for the manufacture of fibreglass swimming pools.

The manufacturing process is monitored, documented, and recorded at every step, from the beginning process of preparing the mould, through to the full production, final detailing, inspection, storage, and transporting to the site. The operating conditions of the manufacturing facilities, such as temperature and humidity, are closely monitored and adjusted accordingly.

Once the pool is released from the mould, stringent and comprehensive testing is performed. The gelcoat finish and colour is visually inspected. The hardness of the surface is measured, as well as the wall thickness being checked at more than 25 positions around the pool. This is done by ultrasonic mechanic testing and recording. Every pool is weighed using an electronic digital scale to ensure the specified amount of material has been used during production stages to meet standards.

Every pool is embossed with our name as well as a unique 5 digit number which enables tracking and tracing of that pool easy for everyone to identify. Our master files record and document quality tests and results. We also keep and store a cut out of every pool shell manufactured in our Factory Pools Perth library, making it easy for future reference.

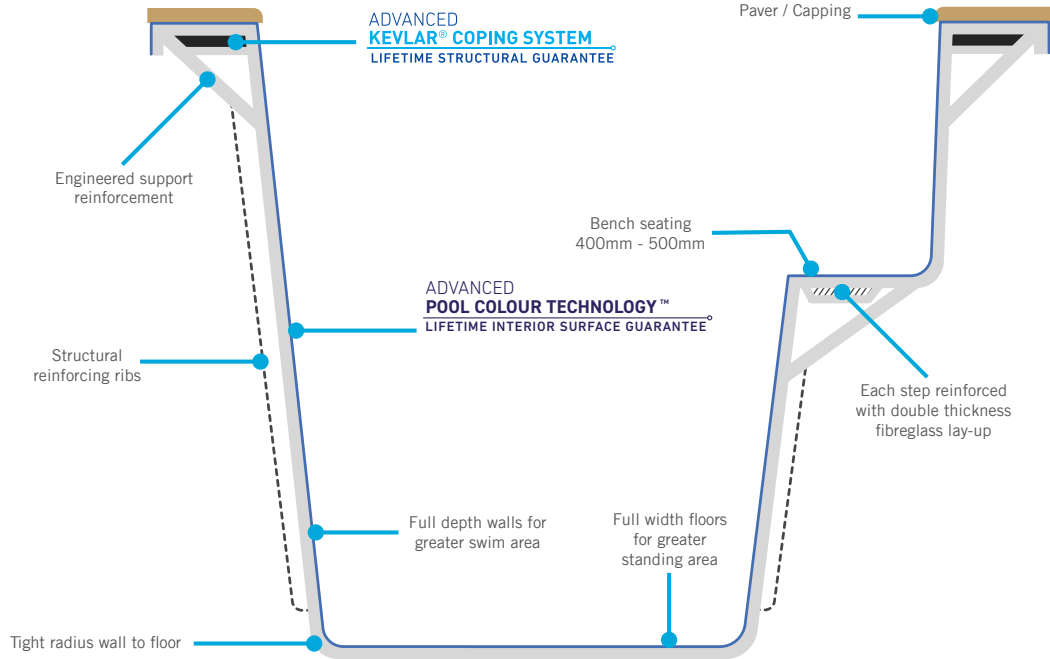


WA'S ONLY SAI GLOBAL CERTIFIED POOL COMPANY

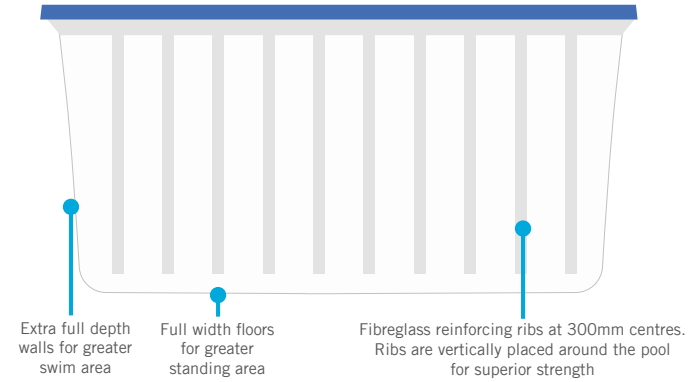
POOL CONSTRUCTION

POOL WALL

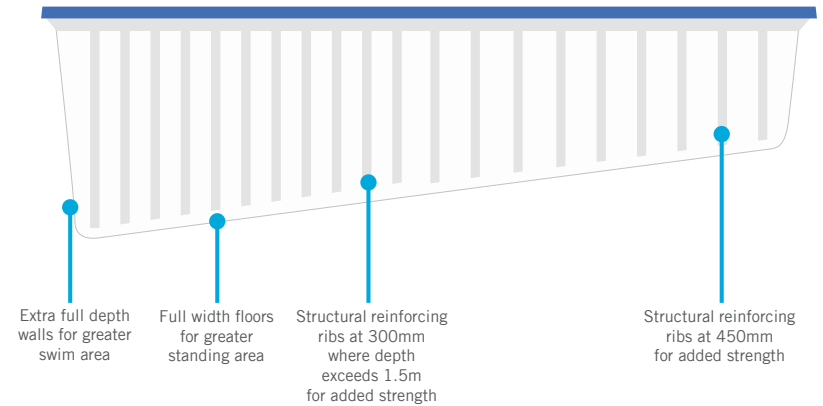
BENCH SEAT



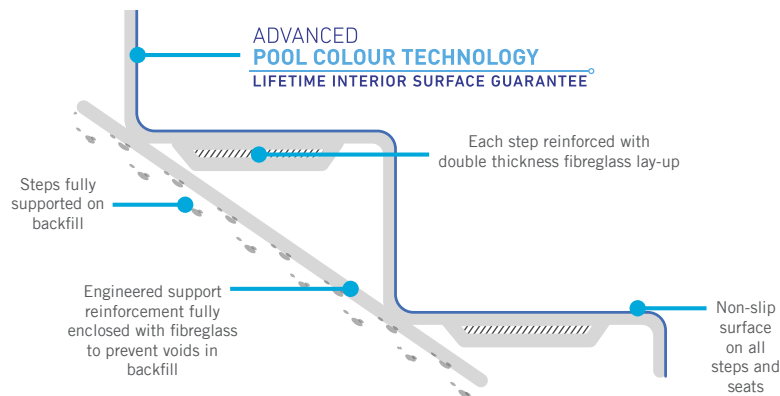
FRONT PROFILE



SIDE PROFILE



POOL STEPS



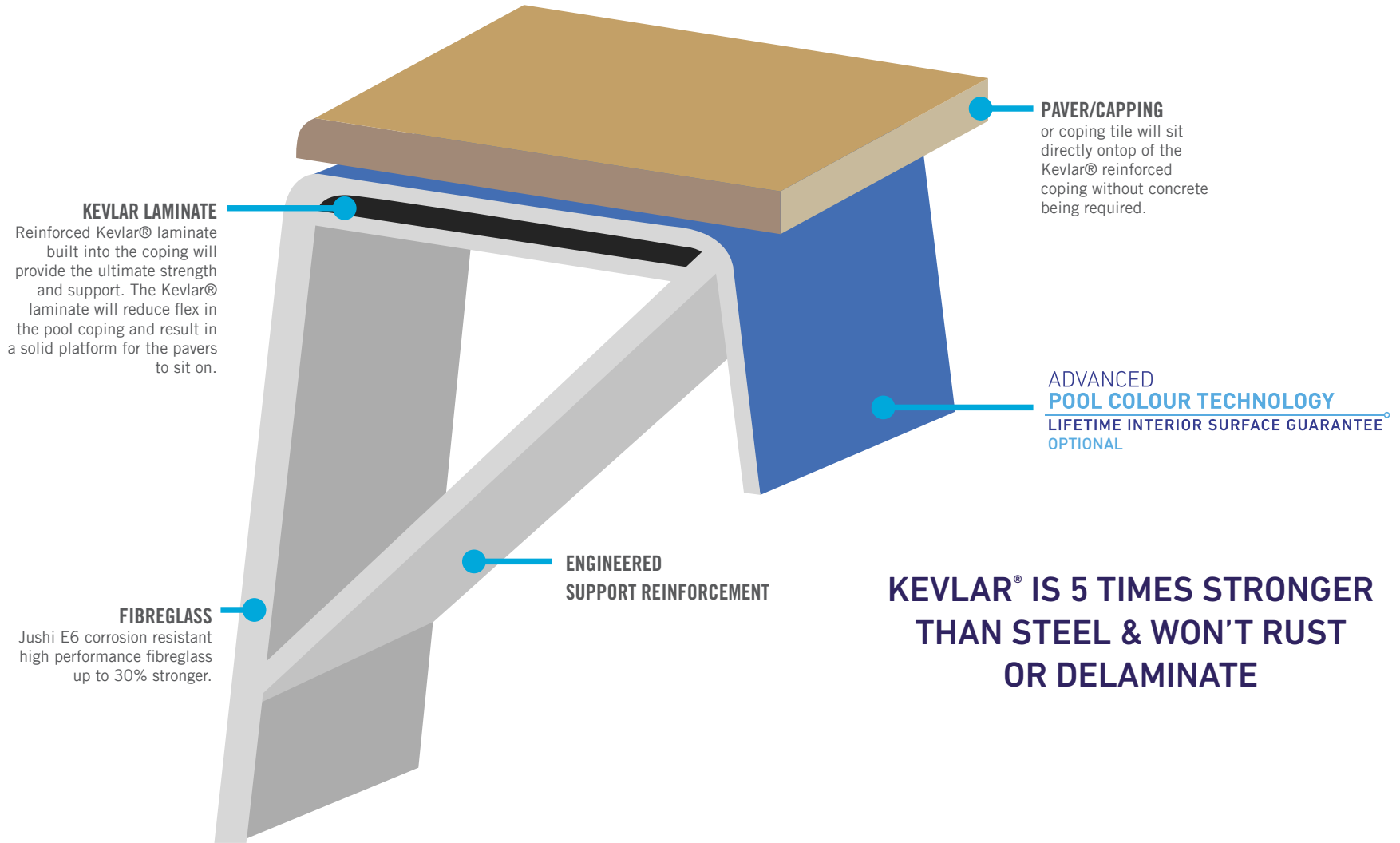


Australian Standard
AS 1838: 2021
Lic: SMK41178
SAI GLOBAL

ADVANCED KEVLAR® COPING SYSTEM LIFETIME STRUCTURAL GUARANTEE



Australian Government
IP Australia
Patent Pending
Application No. 2019204472



**KEVLAR® IS 5 TIMES STRONGER
THAN STEEL & WON'T RUST
OR DELAMINATE**

SUPERIOR STRENGTH BUILT LIKE NO OTHER
Kevlar® is non conductive & the pool shell does not require earth bonding



BYRON SERIES

The Byron is specifically designed for tight spaces while maintaining a generous swimming area.

Full length bench and uninterrupted swimming space, the Byron is the ideal pool for relaxing and swimming.



AVAILABLE SIZES

LENGTH	WIDTH	SHALLOW END	DEEP END	AVAILABLE
4m	2m	1.15m	1.53m	August 2024
5m	2m	1.15m	1.63m	July 2024
6m	2m	1.15m	1.73m	Jun 2024
7m	2m	1.15m	1.85m	May 2024

Please Note: Sizes are approximate indications only

KEY FEATURES

- Unobstructed swimming area.
- Full length bench seating, ideal for optional spa seat.
- Dual entry & exit points for versatile positioning.
- Square internal corners allow for 90 degree paving for a cleaner, stylish look.
- Bench seat allows for close positioning to boundaries & structures.





STRADBROKE SERIES

The Stradbroke is a slimline pool design that is perfect for narrow backyards. Full length bench and uninterrupted swimming space, the Stradbroke is the ideal pool for relaxing and swimming.



AVAILABLE SIZES

LENGTH	WIDTH	SHALLOW END	DEEP END
3m	2.5m	1.2m	1.53m
4m	2.5m	1.15m	1.53m
5m	2.5m	1.15m	1.63m
6m	2.5m	1.15m	1.73m
7m	2.5m	1.15m	1.85m
8m	2.5m	1.15m	1.93m

Please Note: Sizes are approximate indications only

KEY FEATURES

- Unobstructed swimming area.
- Full length bench seating, ideal for optional spa seat.
- Dual entry & exit points for versatile positioning.
- Square internal corners allow for 90 degree paving for a cleaner, stylish look.
- Bench seat allows for close positioning to boundaries & structures.





PRESTON SERIES

The Preston Series is our latest slimline pool design that is perfect for narrow backyards or restricted areas.

Featuring full length bench and uninterrupted swimming space, the Preston is the ideal pool for relaxing and swimming.



AVAILABLE SIZES

LENGTH	WIDTH	SHALLOW END	DEEP END
4.5m	2.5m	1.2m	1.6m
5.5m	2.5m	1.2m	1.7m
6.5m	2.5m	1.2m	1.8m
7.5m	2.5m	1.2m	1.9m

Please Note: Sizes are approximate indications only

KEY FEATURES

- Unobstructed swimming area.
- Full length bench seating, ideal for optional spa seat.
- Dual entry and exit points for versatile positioning.
- Square internal corners allow for 90 degree paving without unsightly mitres.
- Bench seat allows for close positioning to boundaries and structures.

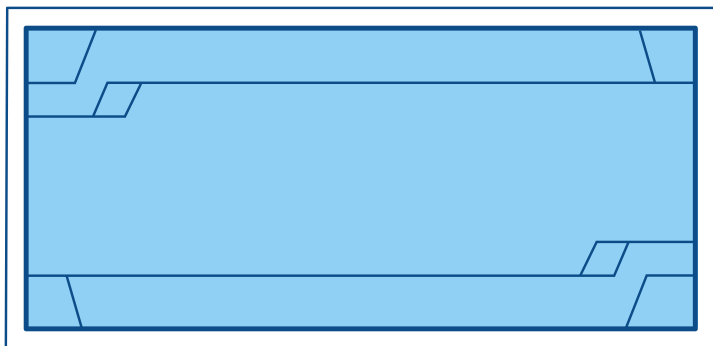




HYBRID SERIES

The Hybrid Series is a versatile pool design that is ideal for both exercise and relaxing.

Due to a flat bottom depth and dual bench seating the Hybrid creates the perfect space for socialising with friends and family.



AVAILABLE SIZES

LENGTH	WIDTH	FLAT BOTTOM
4.5m	2.5m	1.35m
5.5m	2.5m	1.35m


Please Note: Sizes are approximate indications only

KEY FEATURES

- Do you have restricted Width? No problem as this pool can fit into areas of 4.5m with no added engineering costs. Subject to site inspection and approval.
- Great for exercising with flat bottom depth.
- Versatile entry and exit points.
- Generous swimming area.




CRYSTAL BLUE SPARKLE



JURIEN SERIES

The Jurien Series is our most popular pool designs.

Featuring a full length bench, unobtrusive side entry steps and tight radius corners that allow for a clean and stylish look. The Jurien also offers generous swimming space perfect for families.



AVAILABLE SIZES


LENGTH	WIDTH	SHALLOW END	DEEP END
4m	3m	1.15m	1.53m
5m	3m	1.15m	1.63m
6m	3m	1.15m	1.73m
7m	3m	1.15m	1.85m
8m	3m	1.15m	1.93m

Please Note: Sizes are approximate indications only

KEY FEATURES

- Unobstructed swimming area.
- Full length bench seating, ideal for optional spa seat.
- Dual entry and exit points for versatile positioning.
- Square internal corners allow for 90 degree paving for a cleaner, stylish look.
- Bench seat allows for close positioning to boundaries and structures

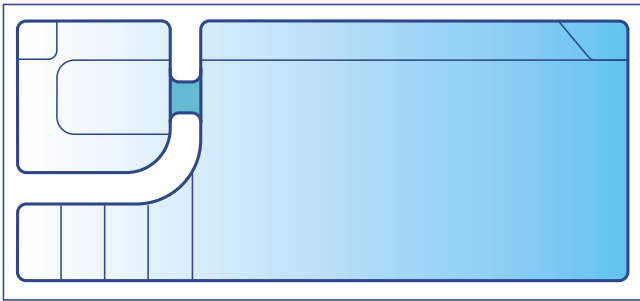




PALM BEACH SERIES

The Palm Beach Series is another new addition into the Factory Pools Perth range.

Featuring a curved internal wall showcasing the latest in design aesthetics. This one-piece pool and spa combination offers multi use and both pool and spa can be run simultaneously or independently. Including a long bench seat, spillway, and dual entry points, The Palm Beach boasts current trends in exterior concepts and is ideal for the whole family.



AVAILABLE SIZES


LENGTH	WIDTH	SHALLOW END	DEEP END
5m	3m	1.34m	1.63m
6m	3m	1.34m	1.71m
7m	3m	1.34m	1.8m

Please Note: Sizes are approximate indications only

KEY FEATURES

- Wide 500mm entry steps
- Dual entry and exit points for versatile positioning.
- Internal curve wall with external straight lines allows for 90-degree paving and a clean finish.
- Bench seat enables close positioning to boundaries & structures.
- Inclusive of 6 Spa jets "Spa Only"





CERVANTES SERIES

The **Cervantes Series** features a full length bench, unobtrusive side entry steps and tight radius corners that allow for a clean and stylish look. The Cervantes also offers generous swimming space perfect for families.



AVAILABLE SIZES

LENGTH	WIDTH	SHALLOW END	DEEP END
4m	3.2m	1.39m	1.76m
5m	3.2m	1.39m	1.86m
6m	3.2m	1.3m	1.86m
7m	3.2m	1.22m	1.86m


Please Note: Sizes are approximate indications only

Please Note: 4m & 5m Cervantes has additional bottom step into shallow end.

KEY FEATURES

- Added depth
- Unobstructed swimming area.
- Full length bench seating, ideal for optional spa seat.
- Dual entry and exit points for versatile positioning.
- Square internal corners allow for 90 degree paving for a cleaner, stylish look.
- Bench seat allows for close positioning to boundaries and structures





HORIZON SERIES

The Horizon series is a clean and stylish pool design.

Offering plenty of width and generous swimming space perfect for exercise and recreation, while the full length bench seating is ideal for relaxing with family and friends.



AVAILABLE SIZES


LENGTH	WIDTH	SHALLOW END	DEEP END
4.5m	3.6m	1.2m	1.6m
5.5m	3.6m	1.2m	1.7m
6.5m	3.6m	1.2m	1.8m
7.5m	3.6m	1.2m	1.9m

Please Note: Sizes are approximate indications only

KEY FEATURES

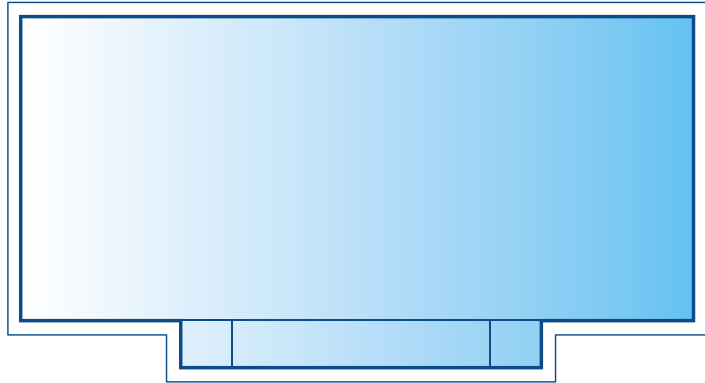
- Unobstructed swimming area.
- Full length bench seating, ideal for optional spa seat.
- Dual entry and exit points for versatile positioning.
- Square internal corners allow for 90 degree paving for a cleaner, stylish look.
- Bench seat allows for close positioning to boundaries and structures.





MEDINA SERIES

The Medina is a stylish pool design that is perfect for modern homes. Tight radius corners and side entry steps allow for a clean and sophisticated look. The Medina also features a wader bench that is ideal for relaxing.



AVAILABLE SIZES

LENGTH	WIDTH	SHALLOW END	DEEP END
6m	3.6m	1.27m	1.8m
7m	3.6m	1.24m	1.82m
8m	4.2m	1.2m	1.93m

Please Note: Sizes are approximate indications only

KEY FEATURES

- Modern Design With Square Internal and External Corners to Eliminate Paving Overhang.
- No Intrusive steps or Ledges to Maximise Swimming Area.
- Generous Seating Area with Spa Jet Option.

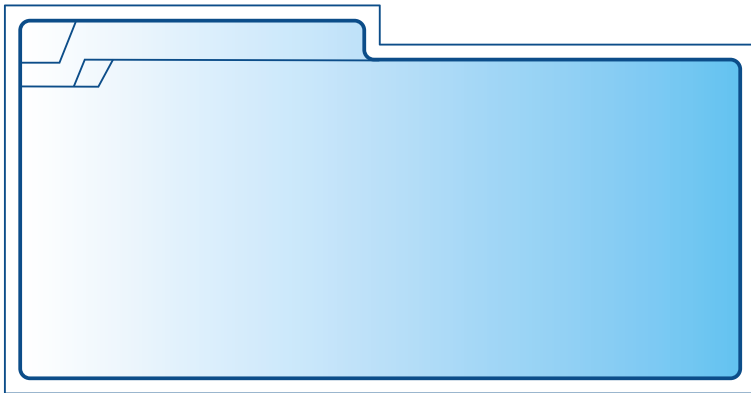


POLO WHITE SPARKLE



HAYMAN SERIES

The Hayman series features a geometric and traditional pool design. With tight radius corners that allow for a cleaner look. The side entry steps located out of the swimming area maximize swimming space with a generous seating area that offers the perfect spot for relaxing.



AVAILABLE SIZES

LENGTH	WIDTH	SHALLOW END	DEEP END
7m	4m	1.15m	1.85m
8m	4m	1.15m	1.93m

Please Note: Sizes are approximate indications only

KEY FEATURES

- Modern Design With Square Internal and External Corners to Eliminate Paving Overhang.
- No Intrusive steps or Ledges to Maximise Swimming Area.
- Generous Seating Area with Spa Jet Option.



CRYSTAL BLUE SPARKLE



HAMPTON SERIES

The Hampton Series is one of our most popular geometric pool designs. Featuring tight radius corners allowing for a clean, stylish look. The Hampton offers plenty of width and generous swimming area, perfect for entertaining with family and friends.



AVAILABLE SIZES

LENGTH	WIDTH	SHALLOW END	DEEP END
5m	4m	1.25m	1.73m
6m	4m	1.15m	1.73m
7m	4m	1.15m	1.85m
8m	4m	1.15m	1.93m

Please Note: Sizes are approximate indications only

KEY FEATURES

- Unobstructed swimming area.
- Full length bench seating, ideal for optional spa seat.
- Dual entry and exit points for versatile positioning.
- Tight radius corners allowing for a clean, stylish look.





COTTESLOE SERIES

The Cottesloe Series is the latest addition to Factory Pools Perth.

Bold and sophisticated, the Cottesloe boasts dual entry and exit points making it extremely versatile on its position in most settings. The Cottesloe has bench seating running the full length of the pool which helps on its close proximity to houses and structures close by. The sleek design provides an unobstructed swim area that creates a spacious feel and the perfect family pool.



AVAILABLE SIZES

LENGTH	WIDTH	SHALLOW END	DEEP END
5m	4m	1.1m	1.8m
6m	4m	1.1m	1.9m
7m	4m	1m	1.9m
8m	4m	1m	2m

Please Note: Sizes are approximate indications only

KEY FEATURES

- Unobstructed swimming area.
- Full length bench seating.
- Wide step entry and bench wader.
- Dual entry and exit points for versatile positioning.





PALM SPRINGS SERIES

The Palm Springs Series is the latest edition into the Factory Pools Perth range.

Modern clean lines one-piece design is the ultimate family entertainer, combining benefits of pool and spa together as one. Designed with a spillway and is multi-functional so the pool and spa can run together or independently.



AVAILABLE SIZES

LENGTH	WIDTH	SHALLOW END	DEEP END
6m	4m	1.34m	1.71m
7m	4m	1.34m	1.80m
8m	4m	1.34m	1.88m
9m	4m	1.34m	1.96m
10m	4m	1.34m	2.05m

Please Note: Sizes are approximate indications only

KEY FEATURES

- Wide 500mm entry steps
- Dual entry and exit points for versatile positioning.
- Square internal corners allow for 90 degree paving for a cleaner, stylish look.
- Bench seat allows for close positioning to boundaries and structures
- Inclusive of 6 Spa jets "Spa only"





HAMPTON GRANDE SERIES

The Hampton Grande Series is the latest addition to Factory Pools Perth. Proudly Australia's largest fiberglass pool. Featuring a bench with wader perfect for relaxing on a hot summer's day, the Hampton Grande also offers plenty of width and uninterrupted swimming length ideal for exercise and recreation.



AVAILABLE SIZES

LENGTH	WIDTH	SHALLOW END	DEEP END
9m	4.45m	1.2m	1.95m
10.5m	4.45m	1.2m	2m
12m	4.45m	1.12m	2m

Please Note: Sizes are approximate indications only

KEY FEATURES

- Unobstructed swimming area.
- Safety ledge providing added safety for children.
- Full length bench seating, ideal for optional spa seat.
- Wide step entry and bench wader.
- Dual entry and exit points for versatile positioning.

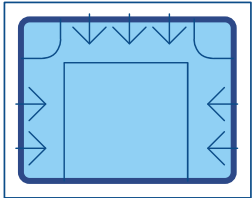




2.5M x 1.9M SPA

Our 2.5m x 1.9m Spa is the perfect addition to complement any pool or out-door entertainment area.

Fitting up to 9 people, the spa is ideal for socialising and entertainment. Our Spas have the option to be heated separately to the pool.



- Spa area 2.5m x 1.9m
- Spa depth 1m

LENGTH	WIDTH	SPA DEPTH
2.5m	1.9m	1m

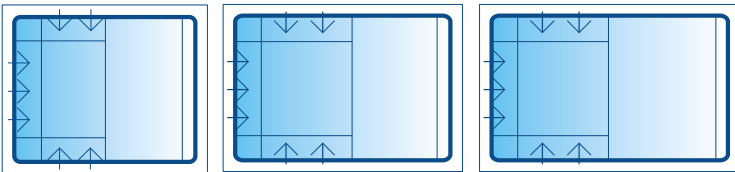
Please Note: Sizes are approximate indications only



SPA WADER SERIES

Transform your backyard and entertainment area with our Spa Wader Series.

With a spa that can fit up to 9 people, this series also features a large wader area that is ideal for kids or staying cool on a summer's day. This creates the perfect space for entertaining friends and family. Our Spa Wader's have the option to be heated separately to the pool.




LENGTH	WIDTH	SPA DEPTH	PLATFORM DEPTH
3m	2.4m	1m	400mm
3.6m	2.4m	1m	400mm
4m	2.4m	1m	400mm

Please Note: Sizes are approximate indications only





JURIEN POOL & SPA WADER



AVAILABLE SIZES

OVERALL LENGTH	WIDTH	SHALLOW END	DEEP END
7m	3m	1.15m	1.53m
8m	3m	1.15m	1.63m
9m	3m	1.15m	1.73m
10m	3m	1.15m	1.85m
11m	3m	1.15m	1.93m

Please Note: Sizes are approximate indications only

IMPORTANT NOTE:

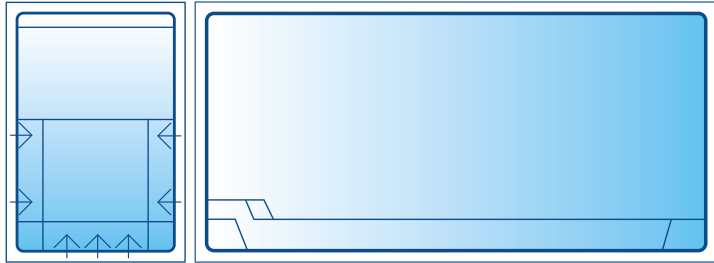
Overall length includes 600mm gap between pool & spa wader

SPA WADER DETAILS:

- 3m x 2.4m
- Platform area 1.5m x 2.4m
- Platform depth 400mm
- Spa area 1.5m x 2.4m
- Spa depth 1m



HORIZON POOL & SPA WADER



AVAILABLE SIZES

OVERALL LENGTH	WIDTH	SHALLOW END	DEEP END
7.5m	3.6m	1.2m	1.6m
8.5m	3.6m	1.2m	1.7m
9.5m	3.6m	1.2m	1.8m
10.5m	3.6m	1.2m	1.9m

Please Note: Sizes are approximate indications only

IMPORTANT NOTE:

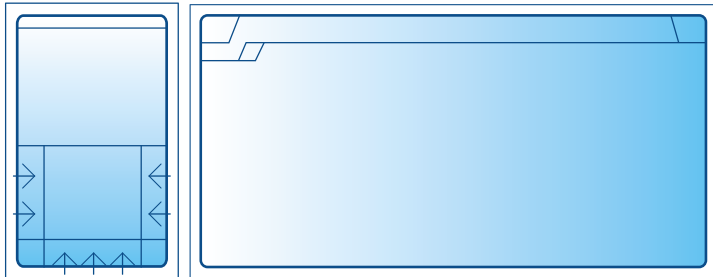
Overall length includes 600mm gap between pool & spa wader

SPA WADER DETAILS:

- 3.6m x 2.4m
- Platform area 2m x 2.4m
- Platform depth 400mm
- Spa area 2m x 2.4m
- Spa depth 1m



HAMPTON POOL & SPA WADER



AVAILABLE SIZES

OVERALL LENGTH	WIDTH	SHALLOW END	DEEP END
8m	4m	1.15m	1.73m
9m	4m	1.15m	1.73m
10m	4m	1.15m	1.85m
11m	4m	1.15m	1.93m

Please Note: Sizes are approximate indications only

IMPORTANT NOTE:

Overall length includes 600mm gap between pool & spa wader

SPA WADER DETAILS:

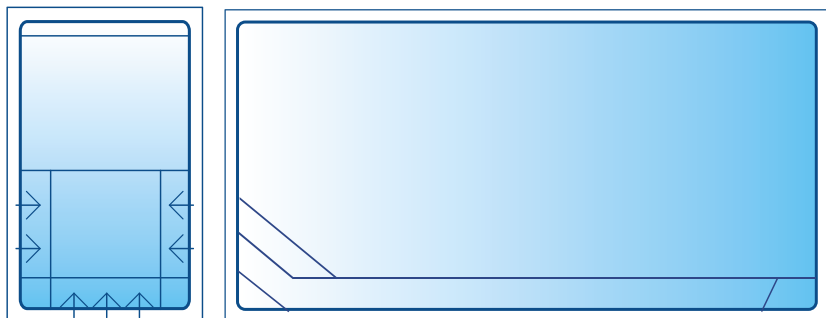
- 4m x 2.4m
- Platform area 2m x 2.4m
- Platform depth 400mm
- Spa area 2m x 2.4m
- Spa depth 1m



POOL COLOUR: OCEAN REEF



COTTESLOE POOL & SPA WADER



AVAILABLE SIZES

OVERALL LENGTH	WIDTH	SHALLOW END	DEEP END
8m	4m	1.1m	1.8m
9m	4m	1.1m	1.9m
10m	4m	1m	1.9m
11m	4m	1m	2m

Please Note: Sizes are approximate indications only

IMPORTANT NOTE:

Overall length includes 600mm gap between pool & spa wader

SPA WADER DETAILS:

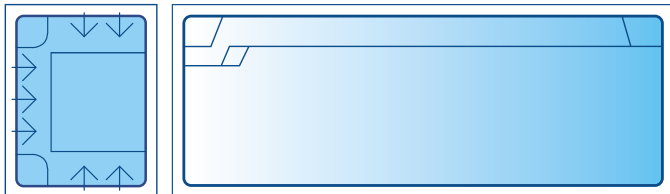
- 4m x 2.4m
- Platform area 2m x 2.4m
- Platform depth 400mm
- Spa area 2m x 2.4m
- Spa depth 1m



POOL COLOUR: OCEAN REEF



STRADBROKE POOL & SPA



AVAILABLE SIZES

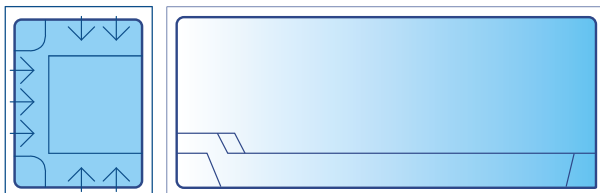
OVERALL LENGTH	WIDTH	SHALLOW END	DEEP END
5.5m	2.5m	1.2m	1.53m
6.5m	2.5m	1.15m	1.53m
7.5m	2.5m	1.15m	1.63m
8.5m	2.5m	1.15m	1.73m
9.5m	2.5m	1.15m	1.85m
10.5m	2.5m	1.15m	1.93m

Please Note: Sizes are approximate indications only and include 600mm gap between pool and spa



IMPORTANT NOTE: Overall length includes 600mm gap between pool & spa wader

PRESTON POOL & SPA



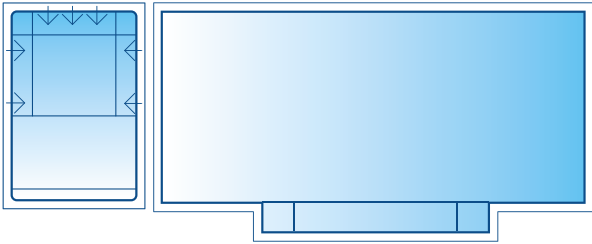
AVAILABLE SIZES

OVERALL LENGTH	WIDTH	SHALLOW END	DEEP END
7m	2.5m	1.2m	1.6m
8m	2.5m	1.2m	1.7m
9m	2.5m	1.2m	1.8m
10m	2.5m	1.2m	1.9m

Please Note: Sizes are approximate indications only and include 600mm gap between pool and spa



MEDINA POOL & SPA WADER



AVAILABLE SIZES

OVERALL LENGTH	WIDTH	SHALLOW END	DEEP END
9m	3.6m	1.27m	1.8m
10m	3.6m	1.24m	1.82m
11m	4.2m	1.2m	1.93m

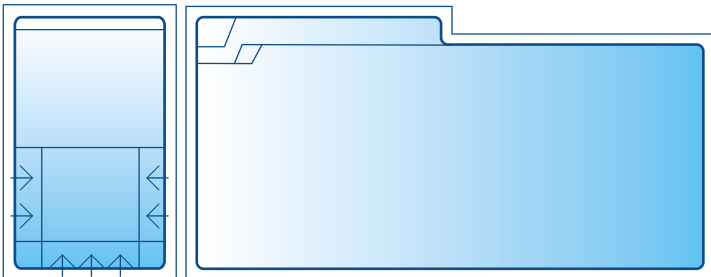
Please Note: Sizes are approximate indications only and include 600mm gap between pool and spa

Please Note: spa wader size for 9m & 10m is 2.4m x 3m
spa wader size for 11m is 2.4m x 4m



IMPORTANT NOTE: Overall length includes 600mm gap between pool & spa wader

HAYMAN POOL & SPA WADER



AVAILABLE SIZES

OVERALL LENGTH	WIDTH	SHALLOW END	DEEP END
10m	4m	1.15m	1.85m
11m	4m	1.15m	1.93m

Please Note: Sizes are approximate indications only and include 600mm gap between pool and spa



ADVANCED POOL COLOUR TECHNOLOGY



OPTIONAL LIFETIME INTERIOR SURFACE GUARANTEE

Advanced Pool Colour Technology Lifetime Guarantee is an optional extra

- Manufactured by an Internationally ISO 9001 company
- Gelcoat has been designed to withstand harsh Australian weather conditions
- Best Pigment technology available
- Superior UV weathering performance
- Superior Chemical resistance


ADVANCED POOL COLOUR TECHNOLOGY VS STANDARD POOL COLOUR

BEFORE TESTING TO AUS/NZ 1838/2021 STANDARD	BEFORE TESTING TO AUS/NZ 1838/2021 STANDARD
AFTER TESTING TO AUS/NZ 1838/2021 STANDARD	AFTER TESTING TO AUS/NZ 1838/2021 STANDARD




Actual colours may vary compared to final product and exact colour matches can not be guaranteed.


Polo White Sparkle




Sandy Beach Sparkle



Silver Pearl Sparkle




Aqua Green Sparkle



Mondo Grey Sparkle



Skynight Sparkle





Australian Standard
AS 1838: 2021
Lic: SMK41178
SAI GLOBAL



JOONDALUP

55 Winton Road, Joondalup WA 6027

Ph: (08) 9300 1239

Email: sales@factorypoolsperth.com.au

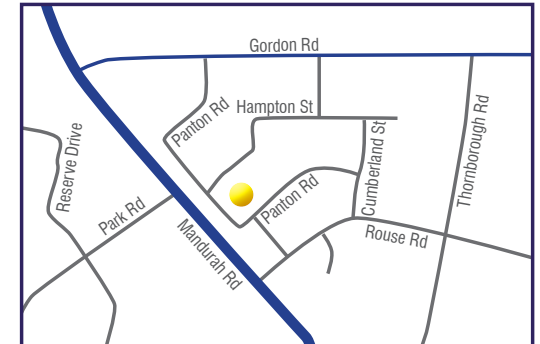


O'CONNOR

Shop 2-378 South Street, O'Connor WA 6163

Ph: (08) 9314 1318

Email: sales@factorypoolsperth.com.au



MANDURAH

24 Panton Road, Greenfields WA 6210

Ph: (08) 9581 8611

Email: sales@factorypoolsperth.com.au